

AppChallenge@UM

Presentation App



Name of team: *ILPMasters*

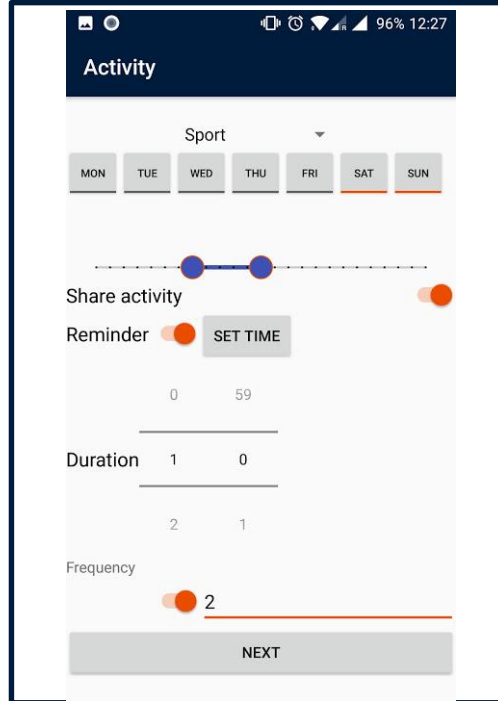
Send filled in format to:
appchallenge@maastrichtuniversity.nl
Deadline: Friday April 20 14.00



Screenshot 1



Screenshot 2



Info about app

- Goals
 - Improve efficiency/organisation without having to micromanage your life
 - Bring students together in an unforced manner
- Main points
 - Intelligent & automatic scheduling of weekly activities based on preferences, e.g. appointments with supervisors
 - Events bringing people of the same interests together, e.g. literature club
- Construct optimal schedule using optimisation techniques (ILP)
- Recommendation of novel or existing events based on specified interests → Machine Learning (e.g. kNN)

Name of team

ILPMasters

Name of app

SmartSchedule

Target group

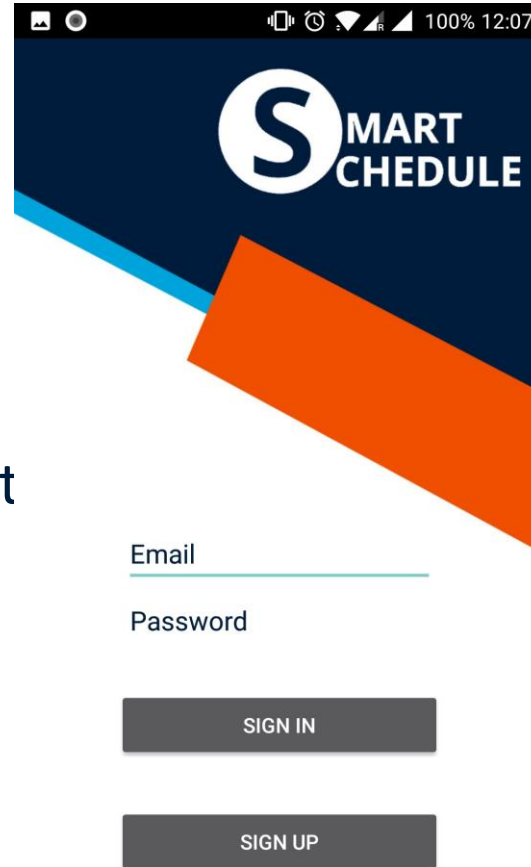
Students, (Employees)

Introductory screens

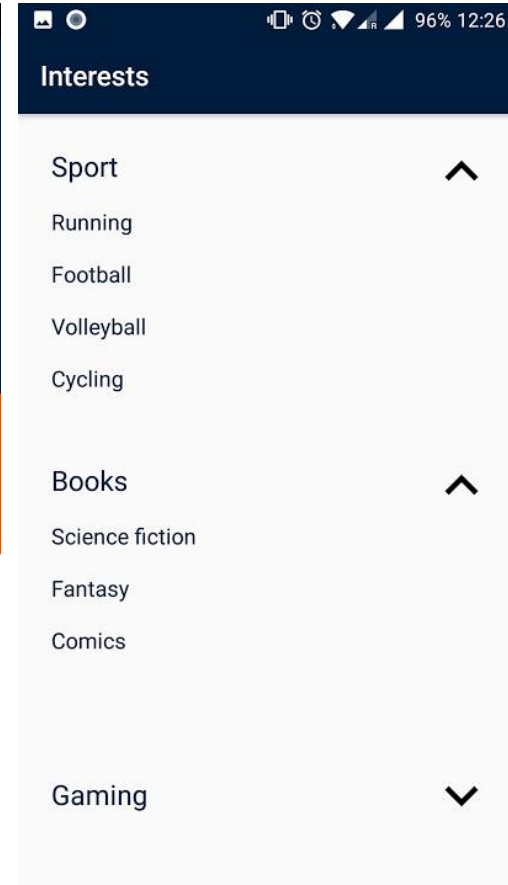


Login and interests

- Sign-up using university credentials
 - Already some knowledge about background
- Interests used to match students to events/suggest activities
- Submission of suggestions to extend list of interests



The image shows the login screen of the 'SMART SCHEDULE' app. At the top, there is a dark blue header with the app's logo, which consists of a white circle containing a blue 'S' followed by the words 'SMART SCHEDULE' in white. Below the header, there are two input fields: 'Email' and 'Password', both with light blue underlines. At the bottom, there are two dark grey buttons: 'SIGN IN' and 'SIGN UP'.



The image shows the 'Interests' menu of the 'SMART SCHEDULE' app. The menu is titled 'Interests' in white text on a dark blue background. Below the title, there are several categories listed in black text: 'Sport', 'Running', 'Football', 'Volleyball', 'Cycling', 'Books', 'Science fiction', 'Fantasy', 'Comics', and 'Gaming'. Each category has a small upward-pointing arrow to its right, indicating it can be expanded. The 'Gaming' category has a downward-pointing arrow, indicating it is currently expanded.

Main screen and event creator

- Main screen (calendar) gives overview over next couple days/next week
- Shows (select) suggested events in free time slots
- Event creator is used to specify preferences (esp. time) for an activity



The 'Activity' screen shows settings for a sport activity. The screen includes a 'Sport' dropdown, a day selector (MON-SUN), a time range slider, a 'Share activity' toggle, a 'Reminder' toggle with a 'SET TIME' button, a 'Duration' field with a value of 1:00, a 'Frequency' field with a value of 2, and a 'NEXT' button.

Weekly agenda (and event suggestor)

- Weekly “reminder” to plan for the coming week
 - Not compulsory but incentivises using the app
- Other (lower ranking) suggestions for activities over the next week

