

When you arrive at [Brussels South Charleroi Airport](#), you can travel to Maastricht railway station by train. There are two routes you can take:

- 1) Via Brussels South (Bruxelles-Midi)
- 2) Via Charleroi South

Both options will be explained below.

Option 1: Brussels South Charleroi Airport → Brussels South (Bruxelles-Midi) → Maastricht

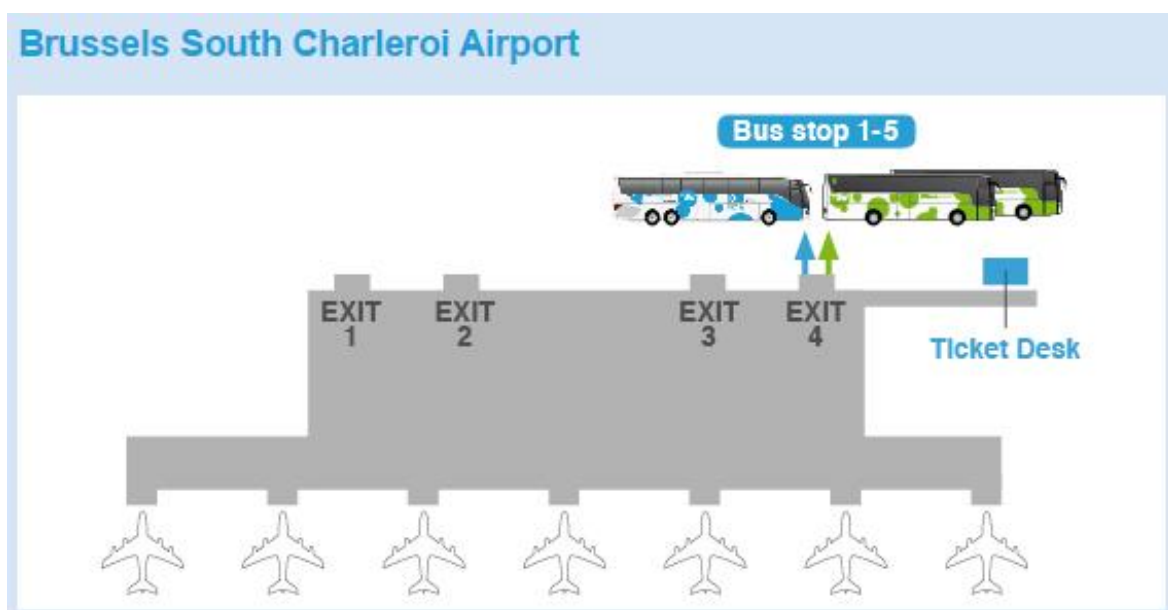
First you need to take the [Brussels City Shuttle](#) to travel from ‘Brussels South Charleroi Airport’ to the railway station ‘Bruxelles-Midi’ (Brussels South).

Every 30 minutes the Brussels City Shuttle leaves the airport to the railway station ‘Bruxelles-Midi’. The bus stop is located outside exit 4.



You can get the tickets for the shuttle:

- Online (€5,- to €14,- per ticket)
- At the ticket desk outside the airport (€17,- per ticket)
- At the self-ticketing machines (€17,- per ticket)



The duration of this journey will be around 1 hour and the bus stops at the railway station 'Bruxelles-Midi' at 'Arrêt rue de France'.

From railway station 'Bruxelles-Midi' you can take the train to Maastricht railway station. You can [plan your travel](#) in advance and buy the tickets online. However, you can also buy the tickets at the railway station. A ticket costs around €8,-.

Always check the updates concerning your travel route.

An example of option 1 : Bruxelles-Midi (Brussels South) → Maastricht



Step 1. Travel information

ENTER YOUR TRAVEL DETAILS ⓘ

Return Single

VIA (optional)

Depart on 14 Jan 2019 Departure 12:00 - 14:00

SELECT THE NUMBER AND TYPE OF PASSENGERS ⓘ


Passenger 1

▶ CORPORATE PROGRAMMES

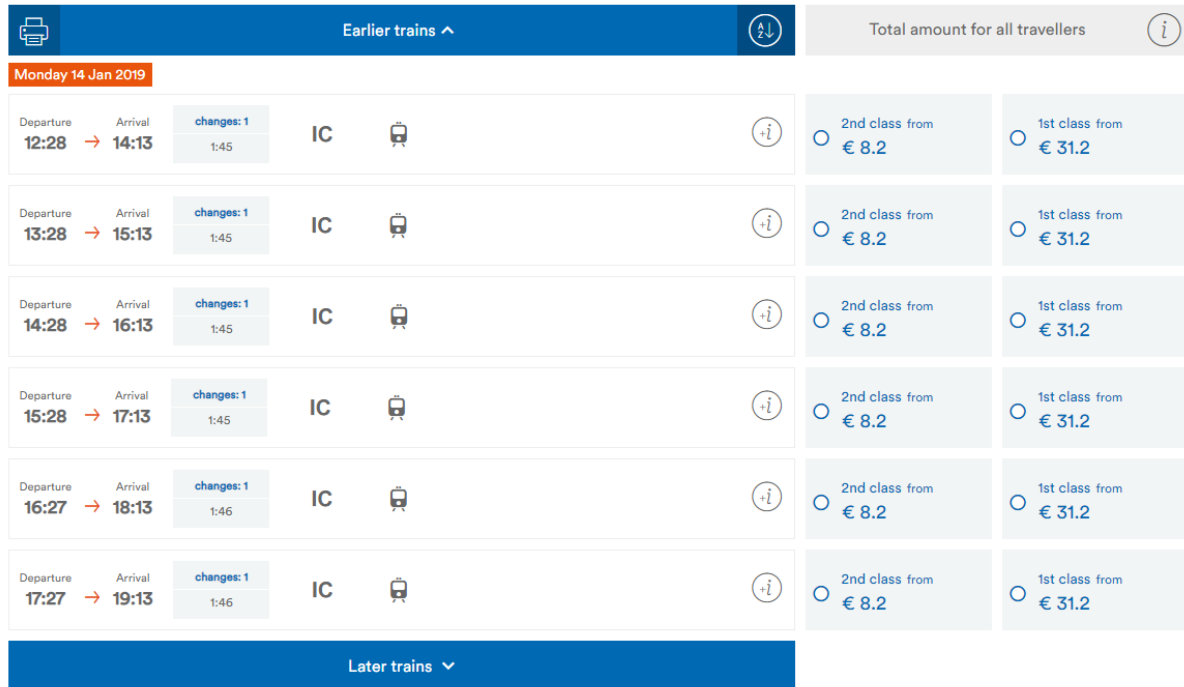
SHOW TRAINS →

Select **Youths (15-25)** if you are under the age of 25. Optional: choose departure or arrival time.







Step 2. Travel possibilities

Click on  to see the time table and travel details.


Choose your outbound journey



Monday 14 Jan 2019

Departure	Arrival	changes: 1	IC		2nd class from	1st class from
12:28	14:13	1:45			€ 8.2	€ 31.2
13:28	15:13	1:45			€ 8.2	€ 31.2
14:28	16:13	1:45			€ 8.2	€ 31.2
15:28	17:13	1:45			€ 8.2	€ 31.2
16:27	18:13	1:46			€ 8.2	€ 31.2
17:27	19:13	1:46			€ 8.2	€ 31.2

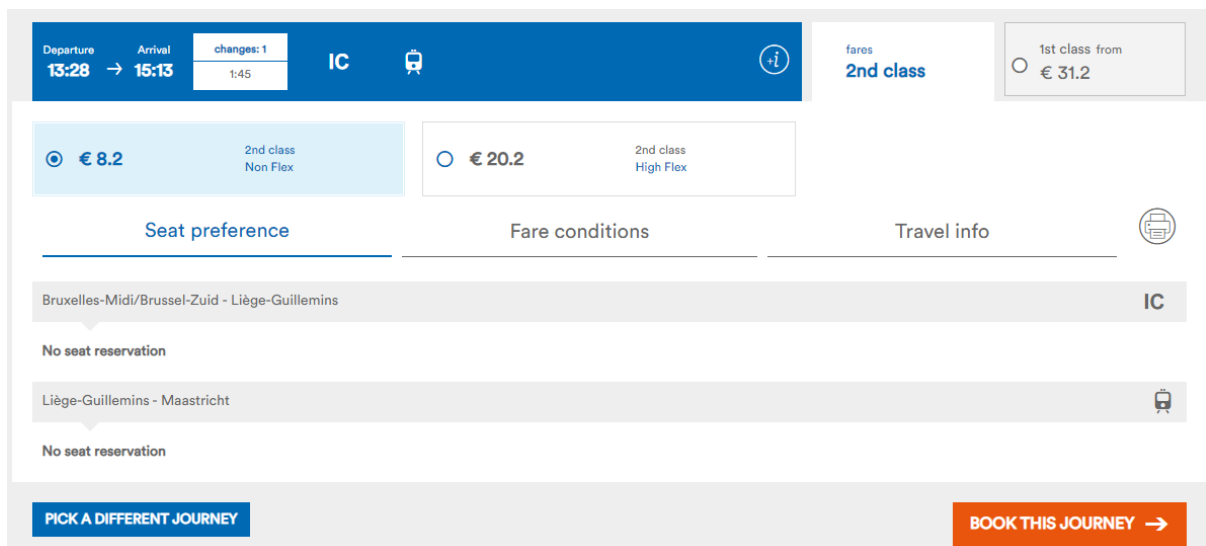
Earlier trains ^


Total amount for all travellers 

Later trains v

Step 3. Select your journey


Select the journey you want and click on 'confirm selection'.



Departure 13:28 → Arrival 15:13 changes: 1 1:45 IC 


fares **2nd class** 1st class from € 31.2

€ 8.2 2nd class Non Flex € 20.2 2nd class High Flex

Seat preference | Fare conditions | Travel info 

Bruxelles-Midi/Brussel-Zuid - Liège-Guillemins IC

No seat reservation

Liège-Guillemins - Maastricht 

No seat reservation

PICK A DIFFERENT JOURNEY

BOOK THIS JOURNEY →

Step 4. Booking

You can choose to receive your tickets in different ways:

- E-ticket: print e-tickets at home or open your tickets on your smartphone via the SNCB Europe app;
- Collect your tickets at the station using the booking reference you receive after booking. (this option can come with an extra cost of 6€)

By filling in your first and last name and by clicking on ‘confirm delivery method’ you can complete your personal details and choose your payment method.


E-ticket

Ticket collection at a station
(extra charge: € 6.00)

Delivery by mail
(extra charge: € 15.00)


E-TICKET

With an e-ticket, you can immediately board the train without having to pass by the ticket counters first. After you've made your booking, you'll receive a confirmation mail with a link to your e-ticket(s). You can then **choose** how to use your e-ticket(s):



Option 1: print your e-tickets at home

Print each ticket on a sheet of A4 paper before departure. You'll then have your tickets immediately after you've made your booking.



Option 2: open your e-ticket on your smartphone

Add your booking to the **SNCB International** app via **My tickets** and use your smartphone to display your ticket!

Travelling party

Traveller 1 - Youth (15-25)

Your personal details are processed in accordance with the [privacy policy of SNCB International](#). [Click here](#) to delete all local storage entries for this website.

Please enter your full name as printed on your identity card or passport.

Option 2: Brussels South Charleroi Airport → Charleroi South (Charleroi-Sud) → Maastricht

Another way to travel from Brussels South Charleroi Airport to Maastricht is via Charleroi South (Charleroi-Sud).

To get from Brussels South Charleroi Airport (also called Gosselies Airport) to Charleroi-Sud you can take bus line A. This bus leaves every half hour and you can buy a ticket at the bus driver, which will cost you around €6,-



From Charleroi-Sud railway station you can take the train to Maastricht railway station. First you will have to take the train to Luik-Guillemis (Liege), from there a train will take you to Maastricht. You can [plan your travel](#) in advance and buy the tickets online. You can also buy the tickets at the railway station. A ticket costs around €8,-.

See option 1 for an example of how to plan your travel. The only difference is your departure station, which will be Charleroi-Sud instead of Bruxelles-Midi.

The trip from Charleroi-Sud to Maastricht railway station will take you around 3 hours.